

# Coleman GASOLINE PRESSURE Mantle Lamps

**High Candle Power** of "Live" Air Pressure Light. Clear, steady-shining brilliance that protects the sight; enough for every need about the home. Nearest like natural daylight of any artificial light.

**Low Cost Operation.** Make and burn their own gas from any good grade of clean gasoline. Burn approximately 4% gas to 96% air. Only an air pressure type lamp gives so much light for so little cost.



**Long-Service Generators**-- have more carbon space, fewer changes, more economical.

**Safe.** Fuel founts strongly made of brass and steel...unbreakable...can't be filled while lighted...can't spill fuel if tipped over.

**Genuine Pyrex Glass Globes**... an exclusive Coleman feature... protect mantles.

## MODEL No. 132A

### Instant Lighting

**Two Mantles**--High Candle Power of clear, steady, white light that protects the sight. **Pyrex Glass Globe** protects mantles.

**Shade**--Glasstex, fluted and decorated, with silk cord attached. Diameter at bottom 15 inches. Height 8 1/2 inches.

**T44G Generator** fitted with gas tip cleaning needle operated by built-in rotary lever. Long lasting--reduces operating cost.

**Fuel Fount** finished in two-tone Indian Bronze--capacity 3 pints--enough for 15 to 18 hours service. Built-in pump.

Listed by Underwriters' Laboratories, file G479.

Over-all height of Lamp, 19 1/2 inches.

One Lamp packed in carton, complete with Shade, inner Pyrex globe, and two Coleman double-strength, Silk-Lite mantles. Shipping weight 10 pounds.

Retail Price **\$8.95**



## MODEL No. 143

### Instant Lighting

**Two Mantles**--High candle power of clear, steady, pure-white air pressure light that protects the sight.

**Pyrex Glass Globe**--protects mantles.

**Glasstex Shade**--Fluted and decorated design with silk cord attached. Bottom diameter 13 in., height 8 1/2 in.

**T44G Generator**--Fitted with gas tip cleaning needle. Oversize, more carbon space. Long lasting--reduces operating cost.

**Fuel Fount**--Finished in ivory with gold trim--capacity 2 pints--enough for 10 to 12 hours service. Separate pump.

Over-all height of lamp 19 1/2 inches.

One lamp packed in carton complete with Glasstex shade, Pyrex Globe, Pump and two double-strength Coleman Silk-Lite Mantles. Shipping weight 8 pounds.

Retail Price **\$7.95**



## MODEL No. 134P

### Match Lighting

**Two Mantles**--High Candle Power of clear, steady, white light that protects the sight.

**Pyrex Glass Globe** protects mantles.

**Shade**--Parisienne Kid Parchment, decorated in silver and black. Diameter at bottom 13 inches, height 7 inches.

**T44G Generator**--fitted with gas tip cleaning needle. Oversize, more carbon space. Long lasting, reduces operating cost.

**Fuel Fount** finished in Silver-tone; capacity 2 pints--enough for 10 to 12 hours service. Separate pump. Over-all height, 19 inches.

One Lamp packed in carton complete with Parchment Shade, Pyrex Globe, Pump and two double-strength Coleman Silk-Lite Mantles. Shipping weight 7 pounds.

Retail Price **\$5.95**

## SHADES AND GLOBES

Shades for these new models of Coleman Lamps are of an unusually high quality. The material of which they are made is known as Glasstex. They are decorated to harmonize with the beautiful two-tone finishes of the lamps... give a soft, eye-comforting glow to the radiance of the Coleman Lamp.



SHADE No. 1325D

**No. 1325D Shade** for No. 132A Lamp, 15 inches in diameter. Retail Price, each **\$1.20**

**No. 1435D Shade** for No. 143 Lamp, 13 inches in diameter. Retail Price, each **\$1.00**



GLOBE No. 355

**No. 355 Pyrex Glass Globe** for use on all new Model Coleman Lamps; protects mantles from damage by flying insects. These Genuine Pyrex Glass Globes are used exclusively on Coleman Lamps.

Retail Price, each **90c**

# Coleman <sup>KEROSENE PRESSURE</sup> Mantle Lamps

**TWO MANTLES**  
**High Candle Power**  
**Air Pressure Light**

**Light Nearest Like**  
**Natural Daylight**  
**of Any Artificial**  
**Home Light . . .**

- 1--It's a "Live" Light--no sluggish, yellow wick-type flame.
- 2--Eye-resting Light--plenty for every need about the home--helps prevent eyestrain.
- 3--Safe--Can't spill fuel if tipped over; can't be filled while lighted.
- 4--No Glass Fuel Fount to Break--Sturdily built of heavy gauge brass and metal for safety and long life.
- 5--Inexpensive Mantles--Coleman Quality Mantles strongly made for long, economical service.
- 6--Clean--No greasy wicks to trim. No sooty chimneys to wash.
- 7--No Crawling Flame--No flicker, always a steady, pure-white brilliance; no watching; no adjusting.
- 8--Economical--Plenty of eye-saving light for one cent a night; 50 hours of service per gallon of fuel. Burns about 4% kerosene and 96% air.
- 9--Modern in Design--New Style and Beauty, new Indian Bronze finish and an unusually fine quality parchment shade.
- 10--Guaranteed--by Coleman, the pioneer maker of pressure lighting appliances.



## **MODEL No. 129--Torch Generating**

**No. T44K Long-Service Generator**, with gas tip cleaning needle, which is operated by the rotary lever built in the roto-type burner.

**Shade**--High-quality Parisienne Kid Parchment with green, brown and gold decorations. Diameter at bottom, 13 inches; height, 7 inches.

**Fuel Fount** finished in Indian Bronze. Capacity two pints, sufficient for 10 to 12 hours lighting service. Separate pump.

**Genuine Pyrex Globe** protects mantles.

Over-all height of lamp, 19½ inches.

One lamp packed in carton, complete with shade, Pyrex globe, air pump and two double-strength, Silk-Lite mantles. Shipping weight, 7½ pounds.

**Retail Price** . . . . . **\$6.95**

# Coleman <sup>GASOLINE PRESSURE</sup> Mantle Lanterns

## SUPPLY THE LIGHT FOR EVERY OUTDOOR NEED AT NIGHT

**High Candle Power**--Clear, steady-shining, dark-chasing brilliance for any lighting job at night. Not affected by wind, rain or storm.

**Low Cost Operation**--Make and burn their own

gas from any good grade of clean gasoline free of anti-knock compounds. Burn approximately 4% gas to 96% air. Give more than 40 hours of dependable lighting service per gallon of fuel.

**Oversize Generators**--have more carbon space, last longer, fewer changes, more economical. Regular equipment.

**Genuine Pyrex Glass Globes**--an exclusive Coleman feature. Regular equipment as specified.

**Safe**--durably made of brass and steel--can't be filled while lighted, can't spill fuel even if tipped over.



**Model No. 220B**

Lights Instantly

A fine, big, powerful lantern that is always ready for every outdoor need, regardless of weather.

**Two Mantles**--High Candle Power Air Pressure Light.

**T44G Generator**--Oversize, gives longer service with fewer changes.

**Pyrex Glass Globe** protects mantles.

**Ventilator Top**--Green porcelain enamel, 5 3/4 inch diameter.

**Fount**--Nickel plated, two pint fuel capacity, enough for 12 to 15 hours lighting service, 5-inch diameter; built-in pump, hand operated filler plug.

**Overall Height** 14 1/2 inches.

One in carton complete with two Coleman double-strength, Silk-Lite mantles and wrenches. Shipping weight 5 1/2 pounds.

**Retail Price** - - - \$7.45

**Model No. L427**

Match Generating

This model Lantern for years has set the standard of quality in construction and dependable lighting service.



**Two Mantles**--High Candle Power Air Pressure Light.

**R53 Generator**--Jumbo Rotary type. Special inside construction retards carbon formation.

**Nickel Chimney** protects mantles.

**Ventilator Top**--Green porcelain enamel, 5 3/4 inches diameter.

**Fount**--Nickel plated, two pints fuel capacity enough for 12 to 15 hours lighting service, 5-inch diameter; built-in pump, hand operated filler plug.

**Overall Height** 14 inches.

One in carton complete with two Coleman double-strength, Silk-Lite mantles, cleaning pick, wrench. Shipping weight, 5 pounds.

**Retail Price** - - - \$6.95



**Model No. 242B**

Lights Instantly

**Single Mantle**--Produces up to 175 candle power light.

**T66 Generator**--Oversize, gives long and dependable service.

**Pyrex Glass Globe**--bulge type, protects mantle.

**Ventilator Top**--Green porcelain enamel, 5 3/4 inches diameter.

**Fount**--Nickel plated, 1 1/2 pints fuel capacity, enough for 7 to 9 hours lighting service, 5-inch diameter; built-in pump, hand operated filler plug.

**Overall Height** 12 1/2 inches.

One in carton complete with one Coleman Silk-Lite mantle. Shipping weight 4 1/2 lbs.

**Retail Price** - - - \$5.95

**Model No. 243A**

Lights Instantly

**Single Mantle**--Produces up to 175 candle power light.

**T66 Generator**--Oversize, gives long and economical service.

**Mica Globe mantle protector.**

**Ventilator Top**--Blue porcelain enamel, 5-inch diameter.

**Fount**--Blue lacquer enamel finish. Fuel capacity 1 1/2 pints, enough for 7 to 9 hours service; 5-inch diameter; built-in pump, hand operated filler plug.

**Overall Height** 11 1/2 inches.

One in carton complete with chimney, one Coleman Silk-Lite mantle. Shipping weight, 3 1/2 pounds.

**Retail Price** - - - \$4.45



**Model No. 228B**

Lights Instantly

This is the same Lantern as No. 220B but has larger Ventilator Top.

**Two Mantles**--High Candle Power Air Pressure Light.

**T44G Generator**--Oversize, gives longer service with fewer changes.

**Pyrex Glass Globe** protects mantles.

**Ventilator Top**--Green porcelain enamel, 8 1/4 inch diameter. Under side white enamelled to throw light downward.

**Fount**--Nickel plated, two pint fuel capacity, enough for 12 to 15 hours lighting service, 5-inch diameter; built-in pump, hand operated filler plug.

**Overall Height** 14 1/2 inches.

One in carton complete with two Coleman double-strength, Silk-Lite mantles, and wrenches. Shipping weight, 7 pounds.

**Retail Price** - - - \$7.95

**Handy Wall Hanger and Shield for Coleman Lanterns**

Portable--fits in iron bar fit over nail or screw heads, easily lifts off--may be used anywhere



For use with Coleman Lanterns in barns, dairies, poultry houses, garages, etc. Model L427 Lantern equipped with shield and hanger is listed by Underwriters' Laboratories, File G521--the only gasoline lantern given such a listing. Porcelain enameled shield is durably made of heavy gauge metal, 11 inches in diameter and two inches high. Furnished with iron channel insulator and bracket strap. Shipping weight, 3 1/2 pounds.

No. 204-480--Shield and Hanger complete.  
**Retail Price** - - - \$1.95

# Coleman KEROSENE MANTLE Lanterns

## "The Lights of a Thousand Uses"

- Produce a Clear "Live" Pressure Light of Super Candle Power.
- Just the Light for Any Night—in Any Kind of Weather.
- Genuine Pyrex Glass Globes, an Exclusive Feature.
- Wind-Proof—Rain-Proof—Insect-Proof.
- Burn 96% Air and Only 4% Kerosene.
- Sturdily Built for Long, Dependable Service —

**Model No. 235** —Here is the new high candlepower Coleman Kerosene Mantle Lantern, a worthy companion to the famous Coleman Gasoline Lanterns. This big, new 2-mantle model burns only 4% Kerosene and 96% air. It produces a clear "live" pressure brilliance—plenty of light for any job, any night, in any kind of weather.

Has T44K Generator for better and longer lighting service. Rotary lever operates generator tip cleaning needle. Genuine Pyrex glass globe an exclusive feature; protects mantle; makes lantern insect-proof, wind-proof, rain-proof. Hand-operated Filler Plug and built-in Pump. Fount is finished in green lacquer; holds 2 pints of fuel, enough for 10 to 12 hours lighting service. Gasoline may also be used as fuel if desired. Ventilator Top of green porcelain enamel finish is 6¾-in. in diameter. Overall height of lantern, 14¼-in.

Packed one in carton, complete with Pyrex Globe, two Coleman Silk-Lite Mantles, wrench and filling can. Shipping weight, 6 pounds.

U. S. Retail Price.....

**\$6.95**



Model No. 235



Model No. 234

**Model No. 234** —The handiest and best small lantern on the market! Burns kerosene; one-mantle type, produces a clear, high candlepower of brilliant "live" pressure light. If desired, gasoline may also be used as fuel. A popular lantern for sportsmen—for hunting, fishing, touring, camping, etc. Also a fine light for general use on farms, around docks, warehouses, packing sheds, etc. Has T66 Generator. Rotary lever operates gas tip cleaning needle.

The globe is of genuine Pyrex heat-resisting glass—protects mantle against insects, wind, rain, and snow. Fount, finished in green lacquer, holds 1½ pints of fuel. Ventilator Top, 5½-in. in diameter, is finished in green porcelain enamel. Over-all height of lantern, 12½-in.

Packed one in carton, complete with Globe, one Coleman Silk-Lite Mantle with triple-lock weave and filling can. Shipping weight, 5 pounds.

U. S. Retail Price.....

**\$5.95**

**Burn Kerosene or Gasoline Fuel**

# Coleman Camp Stoves

**LIGHT INSTANTLY, no Preheating—FOLD UP WITH EVERYTHING INSIDE—** Carry like a suitcase—**WIND-PROOF BURNERS,** instantly regulated to any heat desired—**Durable,** made of gray cast iron—**FUEL TANK,** made of solodur rust and corrosion proof metal; electrically welded—**A Big Safety Feature—FUEL TANKS** Quickly Detachable for easy filling.



SALES NO. 418

**FACTORY NO. 418B**—A big, 3-burner stove that provides over 500 square inches of cooking surface. Just the right family size for a camping trip or vacation. Makes possible the use of three large cooking utensils at one time. Lights instantly. . . Long-Life Cast Iron Wind-Proof Burners—Instantly regulate to any heat. Removable Solodur Metal Fuel Tank; rust-proof; capacity 3½ pints; built-in pump and hand operated filler plug. Large windshields. . . heavy steel wire grate. . . strap steel legs. Stove finished in baked forest green enamel; tank in bronze lacquer. Size 28¼x12¾x5½ inches. Shipping weight, 9½ pounds. Retail Price, each. . . . . **\$12.90**



SALES NO. 2B

**FACTORY NO. 416B**—A fine, 2-burner general utility stove for all around use. Has folding built-in oven which can be used as drum heater and warming cabinet. Both Long-Life Burners light instantly; cook like gas. Rust-proof Solodur Metal Fuel Tank easily removable for filling; capacity 2½ pints. Steel wire hinged grate. Body finished in forest green baked enamel; tank in bronze lacquer. Size 18¼x12¼x6¼ inches; oven size, 18x10½x10½ inches. Shipping weight, 22½ pounds. Retail Price, each. . . . . **\$9.95**



SALES NO. 3H

**FACTORY NO. 413B**—This big, sturdy, 2-burner stove will accommodate two 12-inch trout pans. Hi-Power Wind-Proof Burners light instantly. Heat instantly regulated. Rust-proof Solodur Metal Fuel Tank easily removed for filling; holds 3½ pints. Built-in pump; hand-operated filler plug. Large windshields; heavy steel wire grate and strong strap steel legs. Burner box made of heavy gauge sheet steel finished in forest green baked enamel. Tank has bronze lacquer finish. Size 22¼x12¾x5½ inches. Shipping weight, 22½ pounds. Retail Price, each. . . . . **\$9.95**



SALES NO. 4F

**FACTORY NO. 417B**—Here's a fine 2-burner Camp Stove of real Coleman quality that enables you to supply the demand in the low price field. Lights instantly just like gas; 2 Wind-Proof Burners; rust-proof fuel tank; 1-qt. capacity, quickly removed for filling. Body finished olive green; tank black enamel; steel wire legs. Size 16¼x12x4½ inches. Shipping weight, 14 lbs. Retail Price, each **\$4.95**



SALES NO. 6B

**FACTORY NO. 412B**—A popular priced 2-burner model which supplies the demand for a compact serviceable stove at low cost. A fine stove for general camp use on picnic week-end outings, short vacation trips. Speedy Wind-Proof Burners strong and durable. Instant-Lighting. Solodur Metal Fuel Tank; rust and corrosion-proof, quickly removed for filling. Fuel capacity 2 pints. Body and strap steel legs finished in forest green baked enamel. Size 17¼x12x4½ inches. Shipping weight, 11½ pounds. Retail Price, each. . . . . **\$6.95**



## COLEMAN NO. 10 HIGH STAND FOR ALL CAMP STOVES

A high stand should be sold with every camp stove. Fits all Coleman Models and practically all other camp stoves. All steel construction. Folds to size 2¼x12x26½ inches. When set up joints lock automatically, making a rigid stand of proper cooking height. Finished in attractive forest green enamel. Packed one in carton. Shipping weight 8 pounds. Retail Price, each. . . . . **\$2.25**

## NO. 400 COLEMAN FOLDING OVEN



Oven Set Up

A handy, low-cost accessory that can be used on any camp stove. Provides oven facilities and also can be used as a drum heater. Blue steel finish. Sets up and ready for use in a jiffy. Size, set up, 11¼ inches wide, 10½ inches high, 11 inches deep. Shipping weight, 8 pounds.



Oven Folded

Retail Price, each. . . . . **\$2.70**

# Coleman CABIN STOVES

**INSTANT LIGHTING — COOK LIKE CITY GAS  
GENUINE BAND-A-BLU BURNERS**



No. 940-262—Generator for Model Nos. 379A, 378A, and 377A.  
U. S. Retail Price, each.....\$2.25

- **FUEL TANKS MADE OF EVERDUR METAL**, which contains 90% copper, has the strength of steel; won't rust or corrode. All Seams Electrically welded. Last a Life-time. The biggest safety feature ever put on a liquid fuel stove.
- **TANK CAPACITY: 1-gallon**, enough for 10 to 14 hours gas cooking service. Built-in Pump gives greater operating convenience.
- **STURDY, COMPACT CONSTRUCTION**, for long, dependable cooking service.

**MODEL NO. 379A**—Makes and burns its own gas from regular lead-free gasoline. Furnishes speedy, dependable, low-cost gas cooking service anywhere. Fine for use in cabins, summer cottages, hunting lodges, auto camps, cook shacks — anywhere clean, quick cooking heat is required. Everdur metal fuel tank won't rust or corrode; electrically welded; capacity 1 gallon. Equipped with Built-in Pump; hand operated filler plug; combination fuel and air gauge; Instant-Gas Carburetor Valve with automatic safety lock. Has three Band-A-Blu Burners which light instantly, quickly adjusted to high or low flame.

Splasher back, legs and lower shelf are finished in ivory baked enamel. Burner box in a pleasing shade of forest green baked enamel. Black enamel cast iron grates and tank.

**DIMENSIONS:** Cooking top size, 14x30½ inches. Overall size: Length, 37½ inches; Width, 18½ inches; Height, 45¼ inches. Shipping weight, 62½ pounds.

U. S. Retail Price.....\$29.85



**MODEL NO. 378A**—This popular priced Coleman Cabin Stove is the same as No. 379A, but without high legs, splasher back and bottom shelf; gives the same instant-gas cooking service. Especially fine for hamburger, "hot dog" stands and lunch counters; for summer cottage, cabin, permanent camp and home laundry. Black baked enamel Tank and cast-iron removable grates; other parts finished in forest green baked enamel.

**DIMENSIONS:** Cooking Top 14x30½ inches; Overall size: Length, 37 inches; width, 18 inches; height, 9 inches. Shipping weight, 48 pounds.

U. S. Retail Price.....\$25.95




**MODEL NO. 377A**—A dandy little two-burner stove for use where space is limited. Same design, construction and with all the operating features of the 3-burner model No. 378A—including Band-A-Blu Burners and Everdur Metal Tank, rust and corrosion-proof, prevents leaks. Black baked enamel tank and removable grates; other parts finished in green baked enamel.

**DIMENSIONS:** Cooking Top 14x23 inches. Overall size: Length, 29 inches; Width, 18 inches; Height, 9 inches. Shipping weight, 38 pounds.

U. S. Retail Price.....\$21.00

# The NEW STREAMLINED Coleman SELF-HEATING Iron INSTANT LIGHTING

**NEW** SELLING FEATURES *plus*  
PROVED - DEPENDABLE PERFORMANCE



**LIGHTS INSTANTLY** from  
Outside—just like natural gas.  
**NO INSERTING** of match inside  
iron to preheat generator!

Here's the New Streamlined Coleman Self-Heating Iron . . . brilliantly new in appearance . . . and a real champion in performance! Sparkling new in design and beauty, it retains exactly the same burner structure, the same lighting and operating principle which has proved so outstandingly successful in former models and made Coleman Irons favorites everywhere.

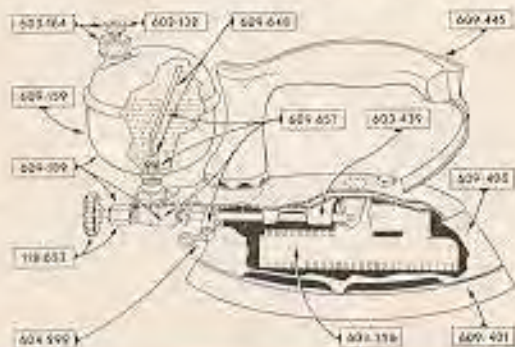
This New Coleman gives you the opportunity to offer your customers an iron that provides the finest modern ironing service. It makes its own gas from ordinary gasoline. Operates for only 1/4c an hour. It's a genuine, instant lighting iron—heats rapidly. Can be used anywhere.

The big, easy-gliding, double-pointed Chromium Sole Plate has beveled sides for easy ironing in difficult places. New Natural-Grip Bakelite Handle and Built-In Thumb Rest relieve muscle strain. New Air-Cooled Hood keeps handle cool. Non-Tarnishing Finishes . . . Bakelite handle, black vitreous enamel body, and chromium base and hood preserve this modern iron's beauty.

Packed complete one in a carton with stand, pump, wrench and fuel measuring can. Overall dimensions 4 1/2 inches wide, 10 1/4 inches long, 6 1/2 inches high. Net weight filled 6 1/2 pounds. Shipping weight each 7 pounds.

**No. 609 Retail Price, each \$6.95**

## Parts and Supplies for Coleman Self-Heating Iron No. 609



Order by Number	Name of Part	Retail Price
0	Filtering Funnel	\$1.20
104-505	Gas Tip Cleaning Needle	.09
115-251	Valve Stem Complete	.45
216-570	Pump Locking	.06
312-030	Wrench	.10
410-585	Pump	.40
622-332	Filler Plug Air Stem	.15
622-326	Filler Plug Gasket	.02
622-363	Filler Plug Complete	.16
622-352	Burner Main Fuel	.75
622-479	Plug Valve Buffer Plate	.20
624-293	Roto Type Generator (Gas Tip Marked "T")	.50
624-301	Burner Cleaner	.20
624-440	Stand	.24
624-520	Fuel Measuring Can	.24
624-519	Pump (Less Plug Fuel)	1.20
629-359	Event, Valve and Generator	2.50
629-401	Base	1.50
629-402	Body (Porcelain)	.70
629-442	Handle	1.20
629-618	Fuel Tip and Air Wire (Fuel Tip Marked "AC")	.45
629-637	Generator, Valve, Fuel Tip and Air Wire Complete	1.50

**MODEL NUMBER 4A ON NEXT PAGE**

INSTANT  
LIGHTING

# Coleman Self Heating Iron

TRADE MARK REGISTERED

NO  
PREHEATING

MODEL NO. 4A

EVENLY BALANCED — No  
unnatural tiring strain on arm or wrist

WEIGHT 6 lbs.  
...Just right for  
good ironing with-  
out bearing down

GENERATOR  
CLEANING  
LEVER. Cleans  
generator gas tip  
automatically with-  
out turning iron off

POINTED HEEL gives wrinkle-proof  
results on back as well as forward stroke

TAPERED IRONING EDGE for  
ironing pleats, around buttons, etc.

TWO-PIECE  
VENTILATED LID  
keeps handle cool

VENTILATED BODY  
prevents side of iron from  
scorching light fabrics

BLUE VITREOUS  
BODY rust-proof,  
easy to keep clean

HOT POINT--  
additional heat  
developed here



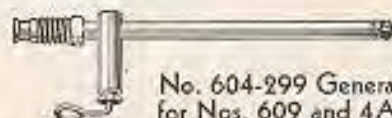
**C**OLEMAN Self-Heating Iron is a real instant-lighting iron. Heats quickly, ready for use in a jiffy. The double-pointed, highly polished, nickel plated base is glass-smooth—slides easier; 16 square inches of ironing surface. Beveled for easy ironing around buttons, in pleats and tucks. Burner extends full length of the iron, heating the entire bottom with the point the hottest. Two-piece ventilated lid helps keep handle cool. Perfectly balanced for easy ironing. The biggest selling iron of its kind on the market.

Has nickel plated steel lid and handle frame. Blue enameled wooden handle and blue porcelain enameled body. Fount and valve unit constructed of brass. Fount capacity,  $\frac{1}{2}$  pint.

Complete with stand, pump, wrench and measuring cup. Over-all dimensions:  $4\frac{1}{2}$  inches wide, by  $10\frac{3}{4}$  inches long, by

$6\frac{1}{2}$  inches high. Net weight filled,  $6\frac{1}{2}$  pounds. Shipping weight each, approximately 7 pounds.

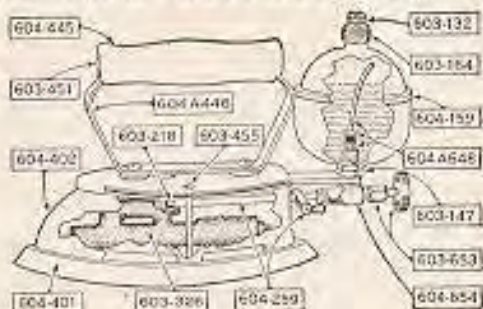
No. 4A—Retail price, each.....\$5.95



No. 604-299 Generator  
for Nos. 609 and 4A Irons

Has automatic cleaning needle operated by a rotary lever. Keeps gas tip clean for free flow of gas—insures better and longer service. Retail price, each.....\$ .50

## PARTS AND SUPPLIES FOR COLEMAN SELF-HEATING IRON NO. 4A



Parts Number	Name of Part	Net Retail Price
104-505	Gas Tip Cleaning Needle	.50
215-509	Pump Leather	.50
416-585	Pump	.45
503-132	Filler Plug Air Stem	.18
503-135	Filler Plug Gasket	.03
503-164	Filler Plug Complete	.36
503-218	Gas Tip (Marked "T")	.05
503-326	Stumer Manifold (Casting only)	.75

503-653	Generator Valve Stem and Pack Nut	.30
504-159	Fount (Less Filler Plug)	1.35
504-299	Roto-Type Generator (Gas Tip Marked "T")	.50
504-401	Base	1.20
504-440	Stand	.24
504-445	Iron Handle	.24
504-920	Fuel Measuring Cup	.24
604A-189	Fount, Valve and Generator, Complete Assembled	3.00
604A-418	Fuel Intake and Air Wire (Fuel Intake Marked "AY")	.32
604A-657	Generator, Valve, Fuel Intake and Air Wire Complete Assembled	1.50
505-950	Wrench	.15



### Coleman Filter Funnel

Removes dirt, water and other impurities from fuel. Solid Copper, non-corrosive. Equipped with a fine brass wire strainer and special filtering fabric.

No. 9, diameter  $2\frac{1}{2}$  inches, for lamps, lanterns and irons.

Each.....50c





HOUSEHOLD MODELS

**Coleman**

**Electro-Brew**  
COFFEE MAKER

## PERFECT COFFEE . . . . Automatically!

Here is the coffee maker of today . . . modern in beauty and design . . . modern in operation! The New Coleman Household Electro-Brew Coffee Maker *automatically* produces the perfect cup of coffee . . . every time! It makes a "health" beverage from your favorite brand of coffee. It automatically releases into the brew only the healthful, delicious oils; leaves in the grounds the bitter, harmful elements. Thus you are always assured a rich, flavorful, satisfying brew that makes every meal more enjoyable. There is no watching, no worrying, no timing with this remarkable coffee maker. As if by magic, the patented automatic pump stops pumping at the first appearance of steam. No boiling; no over-cooking; no spoiled coffee.



Styled by  
Dean Olds

**THIS MAGICAL PUMP IS AN ALERT SENTINEL which says "Halt" —Stops Pumping when the Coffee Is Done**



All Coleman Automatic Coffee Makers are equipped with a *New Automatic Pump* by which the water temperature is controlled to just the right degree for making perfect coffee. It is an *Alert Sentinel* . . . always on guard to assure a coffee beverage that is "just right." When the water reaches a temperature between 195 and 200 degrees, the pump automatically stops the flow of water. The coffee is then ready to serve. It is piping hot, rich and satisfying. The result is perfect coffee every time. The automatic operation is entirely within the pump. It is simple in construction, made of solid copper with monel ball valve. Nothing wears out . . . lasts a life-time. It is so positive in action that anyone can always make "Better Coffee."



**MODEL NO. 70** Coleman Electro-Brew Coffee Maker is a marvel of modern beauty. The crystal-clear, heat-resisting glass bowl has decorative platinum bands. Base is of rich black bakelite and framework of stainless steel. Eight cup capacity. Equipped with new automatic pump. A two-way heating unit in the base is switched on "hi" for brewing the coffee. Switched on "lo" it keeps the beverage hot and in perfect condition for serving for an indefinite period of time; assures the same fresh, delicious cup hours after making. Keeping the brew at exactly the right temperature preserves the flavor and fine qualities brought out by the perfect method of brewing. Overall dimensions; Height, 9 inches; width, 8½ inches; diameter of glass bowl, 6½ inches. Voltage range 110-120 A. C. or D. C., 350 watts. Six foot silk cord. Packed in individual cartons. Net weight, 3¾ lbs.; shipping weight, 5½ lbs.

Retail Price, each

**\$990**

# Coleman Lighting Fixtures

FOR USE WITH LIQUEFIED HYDROCARBON GAS (WET)

Operating Pressure — 10 to 20 Pounds  
(NOT FOR USE WITH GASOLINE)

## Model No. 857A SINGLE-DROP FIXTURE

This fixture is ideal for lighting all medium sized rooms. Produces brilliant, eye-saving light. Operates on Liquid Butane in any temperature, under approximately 10 to 20 pounds pressure. Attractive, nickel plate finish. Furnished with standard 15 $\frac{1}{2}$ -inch drop tube, which may be shortened to conform to varying ceiling height. Equipped with heat protector bell and special generator for vaporization of any liquefied Butane Fuel. Shipped complete with No. 355 Pyrex glass globe and two No. 21 Silk-Lite Mantles. Standard overall length 30 $\frac{1}{2}$  inches; width with globe, 13 $\frac{1}{2}$  inches. Packed 3 to package. Shipping weight, Package of 3, 16 $\frac{1}{2}$  pounds.

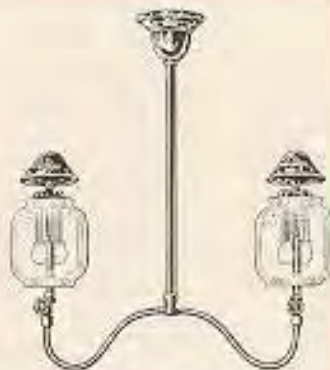


## Model No. 859 BRACKET FIXTURE

Designed and suitable for use in halls, kitchens, bath rooms, over desks, etc. Produces the same quantity and quality of light as Fixture No. 857A. Has same high quality nickel finish. Shipped complete with No. 355 Pyrex glass globe and two No. 21 Silk-Lite Mantles. Standard overall length, 15 $\frac{1}{2}$  inches; width, with globe, 13 $\frac{1}{2}$  inches. Packed 3 to package. Shipping weight, Package of 3, 11 $\frac{1}{2}$  pounds.

## Model No. 858 DOUBLE-DROP FIXTURE

This fixture produces twice the light of either fixture 857A or 859. Ideal for use in dining rooms, large living rooms, halls, lodge rooms and other places where an abundance of light is required. Has the same finish, heat bell and generator as Fixture No. 857A. Shipped complete with two No. 355 Pyrex glass globes and four No. 21 Silk-Lite Mantles. The drop tube is 24 inches, which can be cut to suit height of ceiling. Standard overall length, 32 inches; width, 22 $\frac{1}{2}$  inches. Packed 3 to package. Shipping weight, Package of 3, 23 pounds.



### Mantel No. 21A

New Grade "A" high quality mantle — made of especially treated Rayon fibre — Triple lock weave. Exceptionally sturdy — greater flexibility — lasts longer — gives more and better light — the most economical mantle to use.

U. S. Retail Price, per dozen ..... **90c**



### Globe No. 355

Finest quality Pyrex glass with fired edges. Protects mantles from damage by flying insects. For use on Fixtures Nos. 857A, 858 and 859. Any standard Coleman parchment shade may also be used on the above fixtures in connection with this globe.

U. S. Retail Price, each ..... **90c**

# Coleman Lighting Fixtures

## FOR USE WITH LIQUEFIED HYDROCARBON GAS (DRY)

Operate on approximately 6 to 7 ounces line pressure  
(NOT FOR USE WITH GASOLINE)

Note:—When ordering, specify the correct fixture number and the fuel to be used, because Propane and Butane require different sized gas orifices. BUTANE GAS Fixtures Models 854, 855 and 856 are not to be operated at room temperature below freezing. In cold climates, use Butane Gas Fixtures Nos. 857A, 858 and 859, illustrated on back of this page.

### Double Drop Fixture

No. 852—  
For Propane Gas  
No. 855—  
For Butane Gas



A 2-burner pendant fixture for use in living rooms, dining rooms, halls, lodge rooms, stores and places where

more than the ordinary amount of light is required.

Attractively finished in dark brown Colac enamel with high lights of old gold. Equipped complete with two special Coleman Fuel Control Valves with Bakelite wheels, two three-quarter frosted 7-inch glass globes, and two Coleman Inverted Gas Mantles.

Overall arm width, with Globes, 33½ inches. Overall length, with Globes, 29 inches. Furnished with 24-inch drop casing which can be cut to suit height of ceiling. Packed three fixtures complete in Package. Shipping weight, Package of 3, 20 pounds.

### Single Drop Fixture

No. 851—For Propane Gas  
No. 854—For Butane Gas



A Coleman lighting fixture, designed especially for use in bed rooms and other medium size rooms. Produces an abundance of pure, white light.

The fixture is attractively finished in dark brown Colac enamel with high lights of old gold.

Equipped with special Coleman Fuel Control Valve, Coleman Inverted Gas Mantle, 7-inch, three-quarter frosted, Glass Globe, two 23-inch valve chains. Furnished with 24-inch drop casing which can be cut to suit height of ceiling. Overall length to bottom of globe, 37 inches.

Packed three fixtures complete in package. Shipping weight, Package of 3, 10 pounds.

No. 853—  
For Propane Gas  
No. 856—  
For Butane Gas



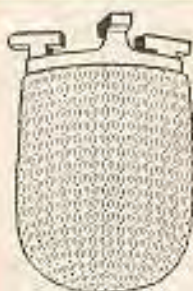
### Bracket Fixture

This is a Coleman compressed gas wall fixture designed especially for use in halls, kitchens, bath rooms, over desks, etc.

Uses the special Coleman Inverted Gas Mantle which produces an abundance of soft, pure, white light. Handsomely finished in dark brown Colac enamel with high lights of old gold.

Equipped with special Coleman Fuel Control Valve with black Bakelite wheel, 7-inch, three-quarter frosted, Glass Globe and Inverted Coleman Gas Mantle. Overall width, 17 inches; height with globe, 13½ inches.

Packed three fixtures complete in package. Shipping weight, Package of 3, 10½ pounds.



### Mantle No. 851-40

Designed especially for use on Compressed or Bottled Gas Fixtures illustrated above. Only the best of selected raw materials are used in its manufacture. It is properly saturated with the best grade of light-giving chemicals, just right in shape, size, texture and chemical content to produce the most and best light.

U. S. Retail Price, each, ..... 25c



### Globe No. 062

This globe is regular standard equipment on Coleman Lighting Fixtures Model Nos. 851-852-853-854-855-856. Made of extra heavy, double strength, heat resisting glass. It is 7 inches in diameter with 3/4 inch filler opening. Upper three-quarters of Globe frosted, which gives it an attractive and pleasing appearance and helps deflect light downward.

U. S. Retail Price, each, ..... \$1.20

# Dealers' Net Price Schedule on Coleman Lamps and Lanterns

EFFECTIVE JUNE 1, 1938

Subject to Change Without Notice

No.	Finish	Description	Shipping Weight Pounds	Dealer Price Each	Suggested Retail Price
<b>KEROSENE MANTLE LAMP</b>					
129	Indian Bronze	Kerosene Mantle Lamp, Decorated Parchment Shade, Inner Pyrex Glass Globe protects mantles. Long-Service T44K Rotary Generator; 2-pint Fount; Separate Pump.....	7	\$4.65	\$6.95
<b>GASOLINE MANTLE LAMPS</b>					
132A	Indian Bronze	Gasoline, Instant-Lite; Fluted Glasstex Shade. Inner Pyrex Glass Globe protects mantles. T44G Rotary Generator; 3-pint Fount; Built-in Pump	10	\$5.95	\$8.95
143		Ivory and Gold Gasoline Instant-Lite; Decorated Fluted Glasstex Shade; Inner Pyrex Globe. T44G Rotary Generator; 2-pint Fount; Separate Pump	7	5.30	7.95
134P	New Silvertone	Gasoline, Match-Light, with Decorated Parchment Shade; Inner Pyrex Glass Globe, protects mantles. Long-Service T44G Rotary Generator; Separate Pump.....	7	4.30	5.95
<b>GASOLINE MANTLE LANTERNS</b>					
220B	Standard Nickel	Instant-Lite Lantern, with Pyrex Globe. 6 $\frac{3}{4}$ -inch Green Porcelain Top. Built-in Pump.....	6	\$5.10	\$7.45
228B	Standard Nickel	Instant-Lite Lantern, with Pyrex Globe 8 $\frac{3}{4}$ -inch Green Porcelain Canopy Style Top. Built-in Pump.....	7	5.30	7.95
242B	Standard Nickel	Instant-Lite Lantern, Single Mantle, Bulge Type Pyrex Globe, 5 $\frac{1}{2}$ -inch Green Porcelain Canopy Style Top. Built-in Pump.....	4 $\frac{1}{2}$	4.15	5.95
243A	Blue Lacquer Enamel	Instant-Lite Lantern, Single Mantle Type; Mica Chimney; Blue Lacquer Enamel Fuel Fount, and Blue Porcelain Enamel Canopy Style Top. Built-in Pump.....	3 $\frac{1}{2}$	3.10	4.45
L427	Standard Nickel	Quick-Lite Model Lantern, 5 $\frac{1}{4}$ -inch Green Porcelain Top, Mica Globe and Built-in Pump.....	5	4.70	6.95
<b>KEROSENE MANTLE LANTERNS</b>					
234	Nickel and Green Enamel	Kerosene Single Mantle Lantern, Bulge Type Pyrex Globe, 5 $\frac{1}{2}$ -inch Green Porcelain Canopy Style Top, Green Enamel Fuel Fount. Built-in Pump.....	5	\$4.15	\$5.95
235	Nickel and Green Enamel	Kerosene Double Mantle Lantern, with Pyrex Globe, 6 $\frac{3}{4}$ -inch Green Porcelain top; Green Enamel Fuel Fount. Built-in Pump.....	6	4.70	6.95
204-480	Green Enamel	Handy Wall Hanger and Shield for Coleman Lanterns.....	3 $\frac{1}{2}$	\$1.30	\$1.95